



**OFFICE OF THE SUPERINTENDENT
DR. HOWARD HEPBURN
SUPERINTENDENT OF SCHOOLS**

PHONE: 754-321-2600 **FAX:** 754-321-2701 **EMAIL:** superintendent@browardschools.com

February 5, 2025

TO: School Board Members

FROM: Dr. Angela R. Fulton
Deputy Superintendent, Teaching & Learning

Saemone Hollingsworth
Chief Academic Officer

VIA: Dr. Howard Hepburn
Superintendent of Schools

SUBJECT: **2025 PM2 FAST ASSESSMENT RESULTS**

The Florida Department of Education (FLDOE) Florida Assessment of Student Thinking (FAST) Progress Monitoring 2 (PM2) assessment window closed Friday, January 24, 2025.

The Florida Department of Education announced that mid-year progress monitoring results show students continue to succeed under the first-in-the-nation progress monitoring assessments. Broward students' performance mirrors the state's achievement on the Florida Assessment of Student Thinking (FAST) Progress Monitoring second assessment.

Grades 3-10 FAST Overview

- Grades 3–10 FAST English Language Arts (ELA) Reading and grades 3–8 FAST Mathematics assessments are aligned to the Benchmarks for Excellent Student Thinking (B.E.S.T.) Standards.
- FAST assessments are computer-adaptive. Each item a student receives will be selected to meet blueprint requirements and will adjust item difficulty levels based on how the student responds.
- FAST assessments are administered three times during each school year: once at the beginning of the year (PM1), once in the middle of the year (PM2), and once at the end of the year (PM3).
- Each PM event is tied to a blueprint for the **full grade-level content**. The ELA and Mathematics blueprints show how many items in each reporting category students will encounter during each PM window.
- Here are descriptions of each PM opportunity for students:
 - PM1 – because this administration occurs at the very beginning of the school year, it is designed to provide a baseline score so teachers can track student progress in learning the B.E.S.T. Standards from PM1 to PM2.

- **PM2 – by the time of this administration window, students will have had an opportunity to learn the grade-level standards, and this administration will provide a mid-year score to compare to the baseline score from PM1.**
- PM3 – this last administration will provide a summative score that will accurately measure student mastery of the B.E.S.T. Standards at the end of the school year. While PM1 and PM2 are for informational purposes only, PM3 is used for school accountability.

Assessment results for 2024-2025 FAST PM2 indicate Broward's students including charters, increased in every grade level and subject area compared to the 2023-2024 FAST PM2 results. The results are available for:

- FAST ELA Grades 3 to 10
- FAST Mathematics Grades 3 to 8.

This memorandum summarizes the results at the District level. Individual student-level results are available to each school through the Florida Reporting System. Additionally, parents can receive scores through the state's Family portal via Broward's parent portal application at <https://www.browardschools.com/focus>.

Here are the key highlights from the 2024-2025 assessment results for the percentage of Broward County Public School (BCPS) students including charters (Tables 1 and 2) meeting or exceeding on-grade level performance (Achievement Level 3 or Above):

- **FAST PM2 ELA performance** improved across all grade levels (grades 3-10) compared to the prior year.
 - **Notable increases:** Grades 6, 7, and 10 improved by **6 percentage points**.
- **FAST PM2 Mathematics** performance improved across all grade levels (grades 3-8) compared to the previous year.
 - **Notable gains:** Grades 4, 5, 6, and 7 improved by **5 or more percentage points**.

Below are tables of test results by subject area and grade level comparing 2023-2024 PM2 to 2024-2025 PM2 results for Broward which includes charter schools (Tables 1 and 2) and results not including charter schools (Tables 3 and 4 and Figures 1 and 2). Figures 3 and 4 show results not including charter schools by subgroup including race/ethnicity, English Language Learners (ELL), and Students with Disabilities (SWD). The tables and figures show Broward increased or remained the same compared to the prior year in every grade level and subject.

SUBJECT: **2024-2025 FAST PM2 DISTRICT ASSESSMENT RESULTS**

Page: **3**

Table 1. FAST PM2 ELA Assessment Results for Broward **including** Charter Schools, 2023-2024 & 2024-2025

Grade	2023-2024 PM2 Percentage Level 3 or Above	2024-2025 PM2 Percentage Level 3 or Above	Change	2023-2024 PM3 Percentage Level 3 or above
03	41	42	+1	57
04	41	45	+4	57
05	45	47	+2	60
06	49	55	+6	57
07	44	50	+6	54
08	44	48	+4	52
09	44	47	+3	55
10	40	46	+6	54

Table 2. FAST PM2 Math Assessment Results for Broward **including** Charter Schools, 2023-2024 & 2024-2025

Grade	2023-2024 PM2 Percentage Level 3 or Above	2024-2025 PM2 Percentage Level 3 or Above	Change	2023-2024 PM3 Percentage Level 3 or above
03	33	35	+2	65
04	24	32	+8	63
05	33	39	+6	61
06	37	45	+8	55
07	35	40	+5	55
08	17	19	+2	43

Table 3. FAST PM2 ELA Assessment Results for Broward **not including** Charter Schools, 2023-2024 & 2024-2025

Grade	2023-2024 PM2 Percentage Level 3 or Above	2024-2025 PM2 Percentage Level 3 or Above	Change	2023-2024 PM3 Percentage Level 3 or above
03	40	41	+1	56
04	40	44	+4	55
05	44	46	+2	59
06	46	52	+6	53
07	42	46	+4	50
08	42	46	+4	49
09	43	46	+3	53
10	40	45	+5	54

Table 4. FAST PM2 Math Assessment Results for Broward **not including** Charter Schools, 2023-2024 & 2024-2025

Grade	2023-2024 PM2 Percentage Level 3 or Above	2024-2025 PM2 Percentage Level 3 or Above	Change	2023-2024 PM3 Percentage Level 3 or above
03	33	34	+1	64
04	23	32	+9	63
05	33	39	+6	61
06	36	44	+8	52
07	33	38	+5	51
08	12	14	+2	36

Figure 1. FAST PM2 ELA Assessment Results for Broward **not including** Charter Schools by Region 2023 through 2025

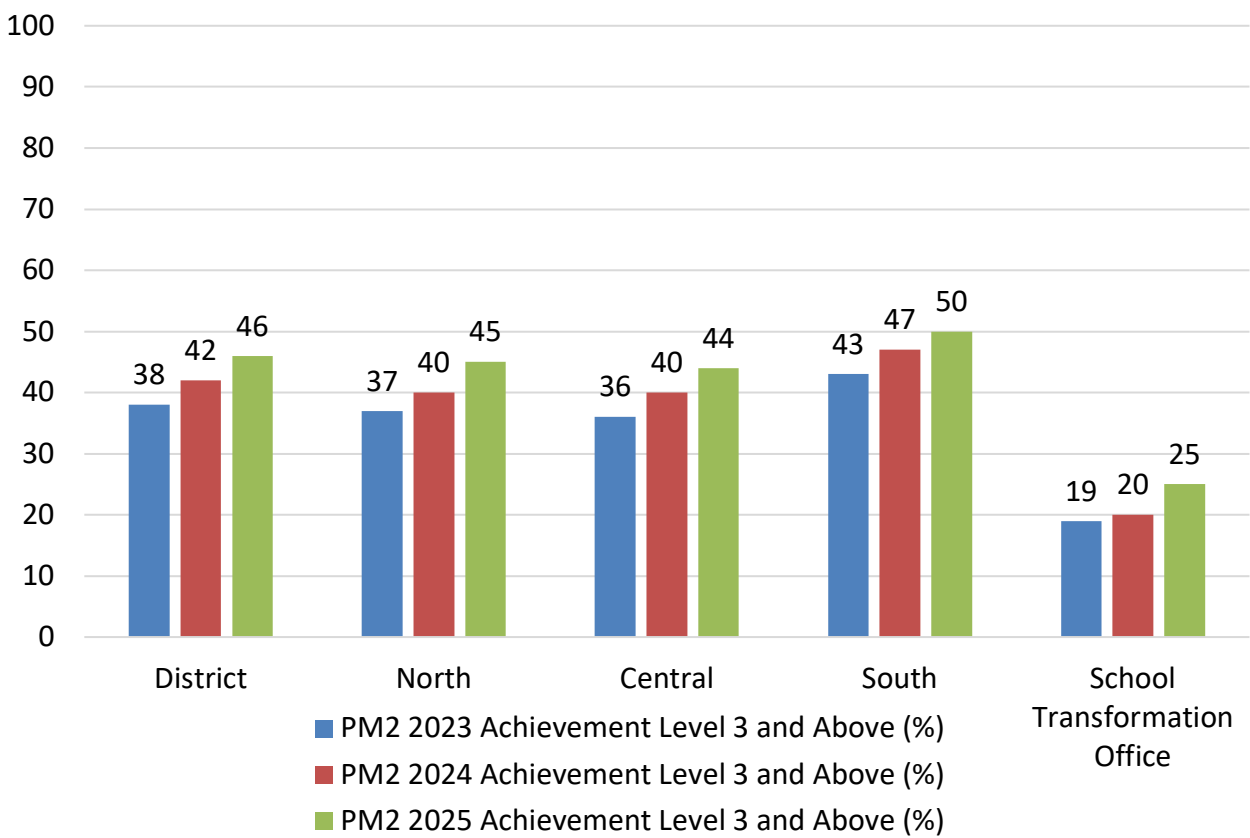


Figure 2. FAST PM2 Math Assessment Results for Broward **not including** Charter Schools by Region 2023 through 2025

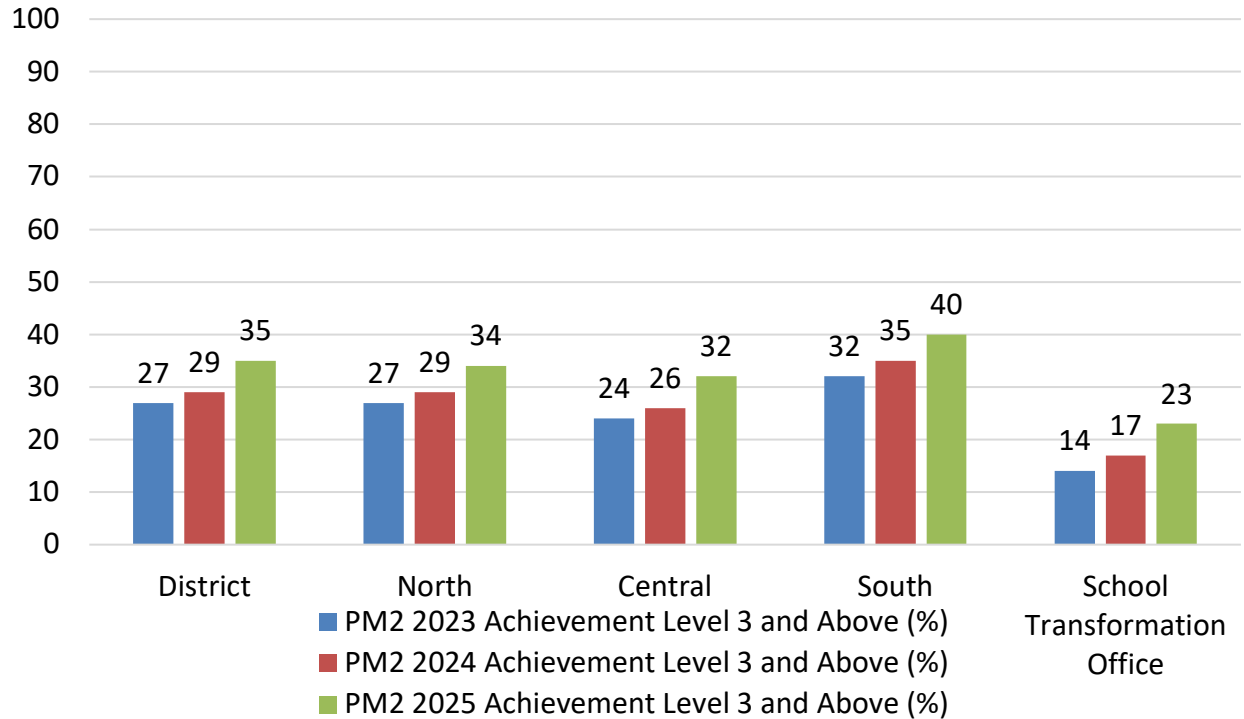


Figure 3. FAST PM2 ELA Assessment Results for Broward **not including** Charter Schools by Subgroup 2023 through 2025

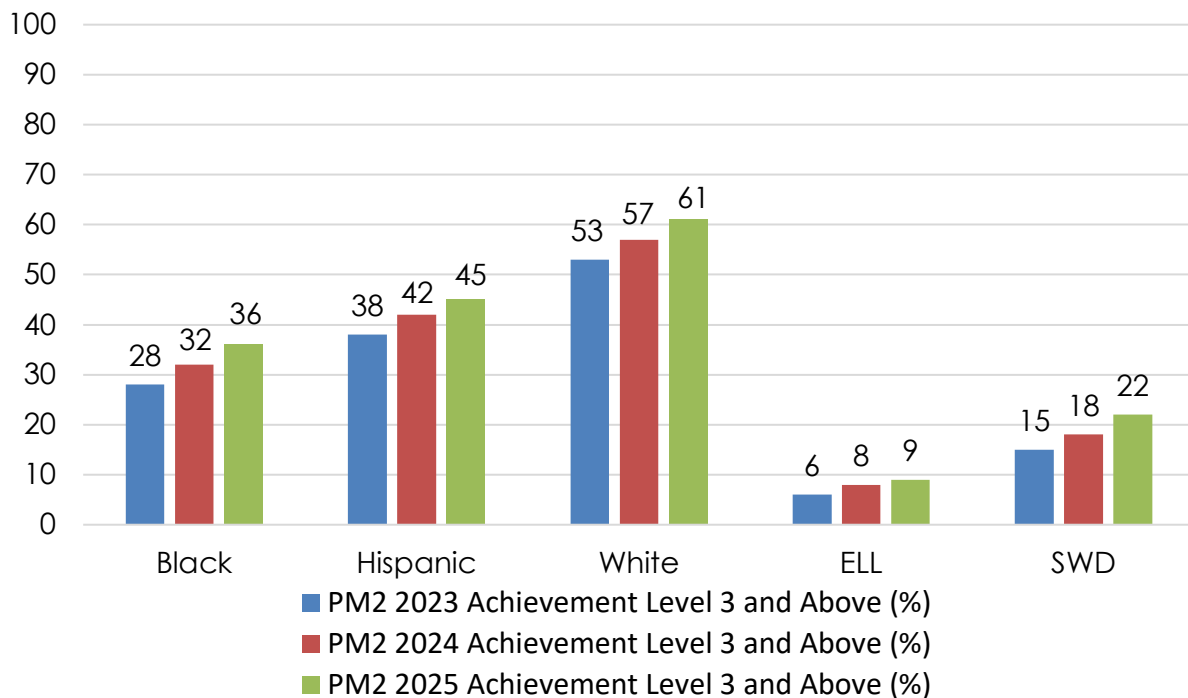
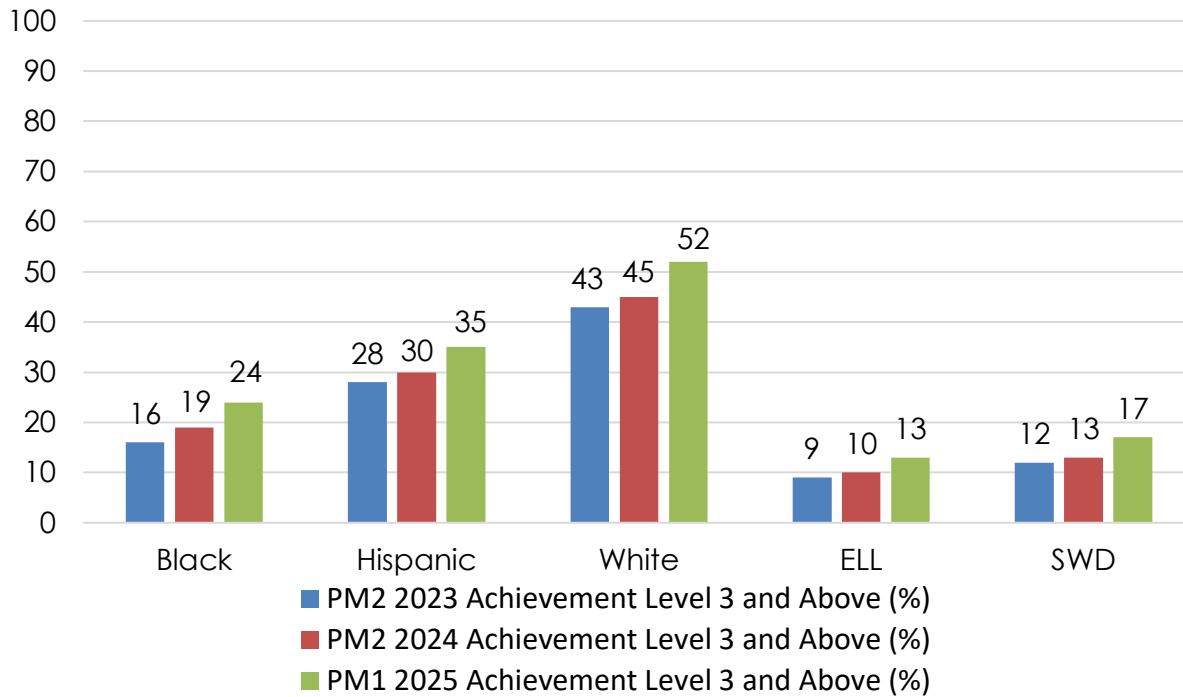


Figure 4. FAST PM2 Math Assessment Results for Broward **not including** Charter Schools by Subgroup 2023 through 2025



In addition to the district summary data, a school-level appendix can be accessed at: <https://www.browardschools.com/ELAandMATHAppendix>.

This memorandum is available on the Educational Assessment, Analysis & Research website at: <https://www.browardschools.com/sar>.

If you have any questions regarding this information, please contact **Richard Baum, Director, Educational Assessment, Analysis & Research Department at 754-321-2500 or via email at richard.baum@browardschools.com**.

HH/ARF/SH/FC/RGB:rs
Attachment

c: Cabinet
Teaching & Learning Directors